

An aerial photograph of a dense green forest with a winding blue lake in the center. The trees are reflected in the water. The text is overlaid on the left side of the image.

Climate Change Policy and the New Zealand Forest Industry

Bruce Chapman

Manager, Government Relations
Carter Holt Harvey

The New Zealand Forest Industry

- 99% exotic spp
- 90% Radiata Pine
- 1.8 million ha plantation forest – Private Ownership
- 7% of national land area
- 22 – 28 m³ per annum
- Maturity in 28 years
- Annual harvest exceeded 23 million m³ (to March 2003)
- Projected to increase to 36 million M³ in 10 years
- Employs 100,000 people in mainly rural communities

The New Zealand Forest Industry (2)

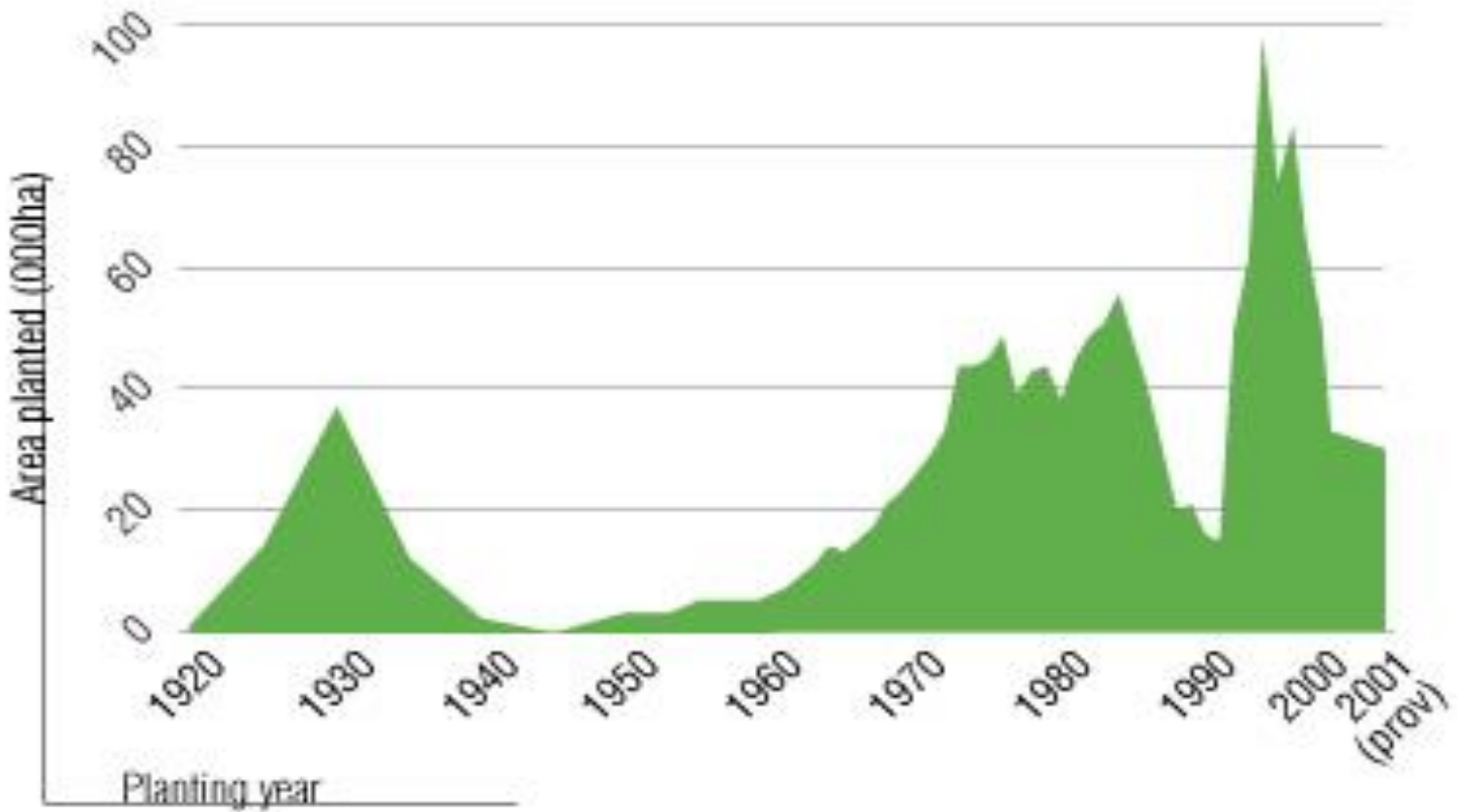
- Sustainable forest management regime – stringent legislative and voluntary obligations through NZ Forests Accord and Principles For Management of Plantation Forests
- One third FSC certified
- National Certification Standard well advanced
- Indigenous forests 23% of land area but those in public ownership do not permit any harvesting
- 1% of national production from sustainable private indigenous forests

Markets

- 60-70 % by volume exported to global markets
- NZ\$3.7 billion (March 2003)
- 3rd largest export earner
- 12 % of NZ's total exports
- 1.1 % global trade
- 8.8% Asia Pacific trade

Rates Of New Planting

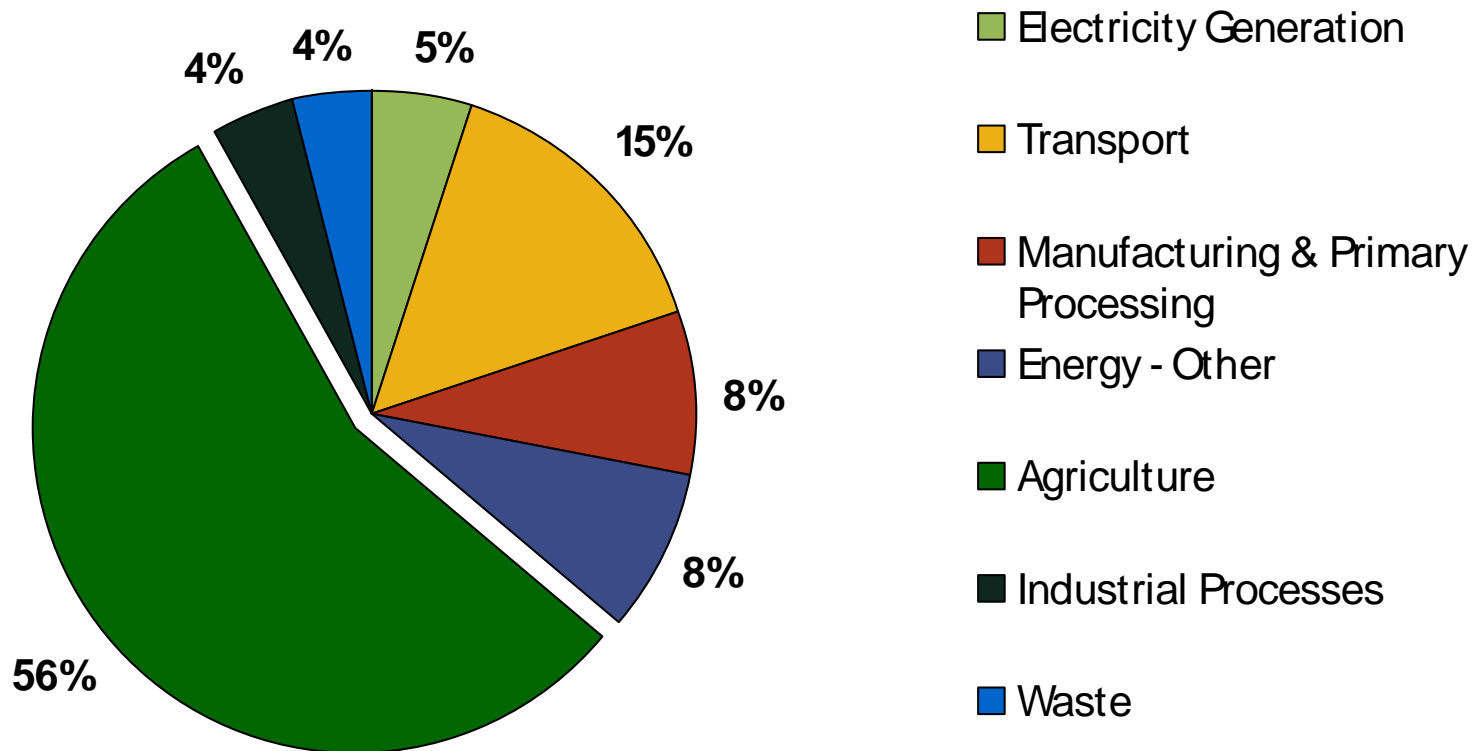
(In addition to restocking)





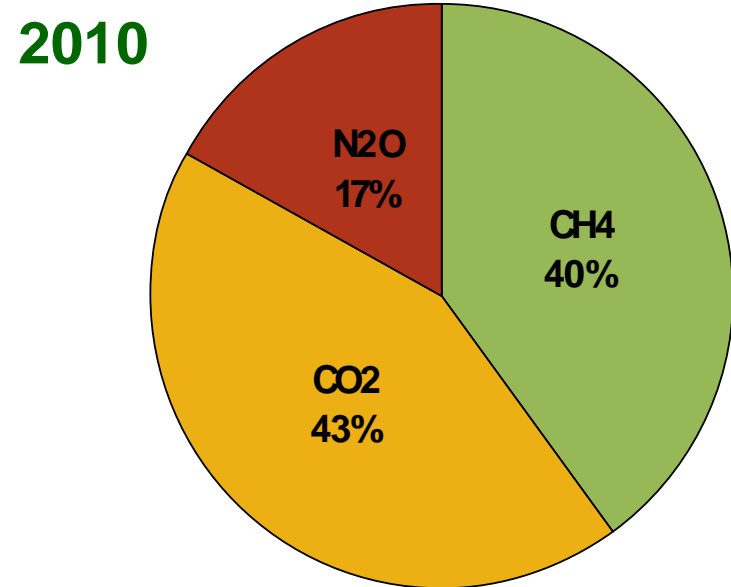
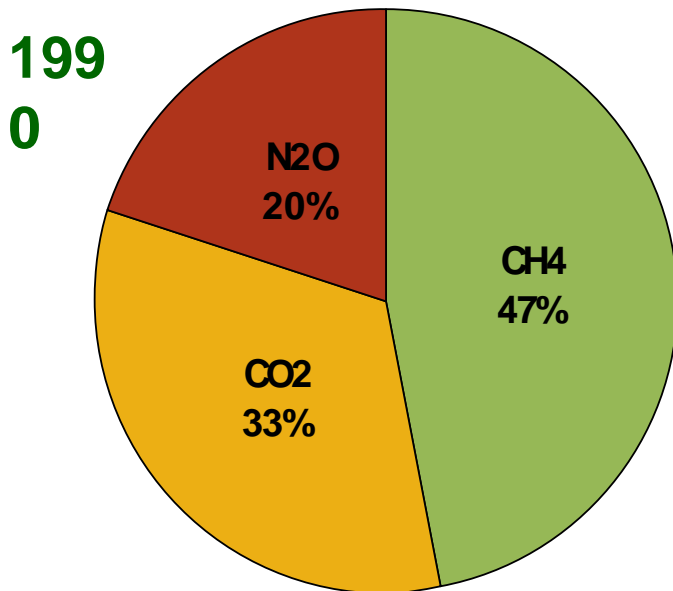
NZ Greenhouse Emissions By Sector

- Agriculture is NZ's leading greenhouse emitter



NZ Greenhouse Gas Emissions

- Despite an increase in CO₂, methane remains a major source of NZ greenhouse emissions



New Zealand Greenhouse Gas Balance 1990 - 2012

